

PowerPoint

Lesson 6-B

Transitions and Animations


This Lesson uses the **ELEPHANT** Presentation



or FUNCTION F5
or {Slide Show}

PowerPoint 6-B : Transitions and Animations - Standards

6. Use Zoom Control:



[View]
{Zoom}

9. Change the [View]

(Normal, Slide Sorter, Notes, Reading View)

[Slideshow] Beginning, Current, Custom Show, Hide Slide

12. Apply **Transitions**: Between Slides

(select, preview, add sound, automatic advance)

Apply **Animation** to objects on a slide

14. Play a slideshow:  or <F5> or [Slide Show]

advance through slides, and end <ESC> slideshow

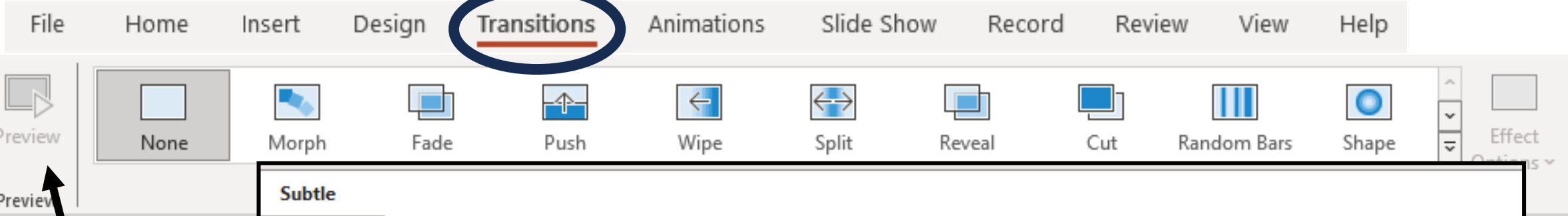
Use **Presenter Screen Toolbar** features.

Advance, Pen, Sorter, [...]

PowerPoint 6-B : Vocabulary

- present (Slide Show) Current Slide, Beginning
- slide sorter
- view (Switch windows to multiple presentations)
- zoom
- Transition (Between Slides)
- Animation (Within a Slide)

PowerPoint 6-B : [Transitions] Ribbon



Use {PREVIEW} to see how selections will appear in the presentation.

Subtle

None	Morph	Fade	Push	Wipe	Split	Reveal	Cut	Random Bars	Shape
Uncover	Cover	Flash							

Exciting

Fall Over	Drape	Curtains	Wind	Prestige	Fracture	Crush	Peel Off	Page Curl	Airplane
Origami	Dissolve	Checkerboa...	Blinds	Clock	Ripple	Honeycomb	Glitter	Vortex	Shred
Switch	Flip	Gallery	Cube	Doors	Box	Comb	Zoom	Random	

Dynamic Content

Pan	Ferris Wheel	Conveyor	Rotate	Window	Orbit	Fly Through			
-----	--------------	----------	--------	--------	-------	-------------	--	--	--

PowerPoint 6-B : [Transition] {Sound}

[No Sound]

[Stop Previous Sound]

Applause

Arrow

Bomb

Breeze

Camera

Cash Register

Chime

Click

Coin

Drum Roll

Explosion

Hammer

Laser

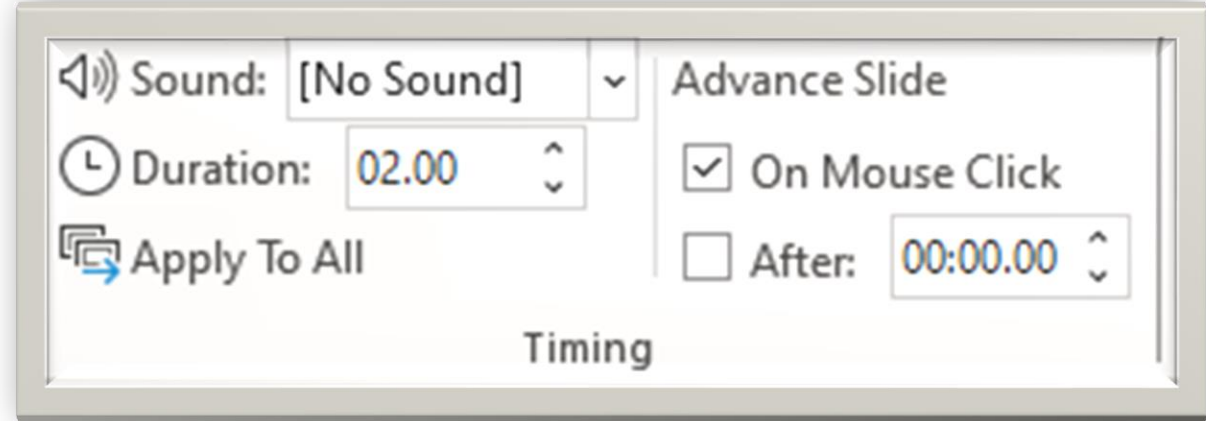
Push

Suction

Typewriter

Voltage

Whoosh



Slides can be controlled manually **(On Mouse Click)** or set to advance **After a set time.**

Mouse Click can also mean **<Enter>** or **<Arrows>**

Loop Until Next Sound

Transitions and Sounds (Etiquette)

Transitions should add to the presentation and not be distracting.

Use a limited number of Transitions.

Transition Duration should not slow down the presentation.

Sounds should also only be used to enhance a presentation and not just because it is available.

Slides that have a Transitions or Animation will have an asterisk (*) in the Normal or Slide Sorter Pane.